


TRAINING MODULE 1: TRADITIONAL TAEKWONDO

COMPLETE

DEMONSTRATE ALL MOVEMENTS OF THE BELOW PATTERN IN CORRECT ORDER WITH CORRECT TECHNIQUE


**HIGHEST AND SECOND HIGHEST PATTERN
CHOSEN PATTERN**



TRAINING MODULE 2: KICKING LEVEL 1

DEMONSTRATE THE BELOW KICKS WITH CORRECT TECHNIQUE - AT LEAST 10 REPETITIONS PER LEG


**JUMP REVERSE INSTEP KICK, LOW-HIGH TURNING KICK
AND HOOK - TURNING KICK**



TRAINING MODULE 3: KICKING LEVEL 2

DEMONSTRATE THE BELOW KICKS WITH CORRECT TECHNIQUE - AT LEAST 10 REPETITIONS PER LEG


**SIDE KICK, JUMPING BACK KICK, STEP UP JUMPING
BACK KICK AND SPINNING KICK AND STEP UP SPINNING
KICK**



TRAINING MODULE 4: BOXING LEVEL 1

DEMONSTRATE THE BELOW BOXING DRILLS WITH CORRECT TECHNIQUE - AT LEAST 10 REPETITIONS PER SIDE

BOXING DRILLS 1-10



TRAINING MODULE 5: BOXING LEVEL 2

COMPLETE

DEMONSTRATE THE BELOW BOXING DRILLS WITH
CORRECT TECHNIQUE - AT LEAST 10
REPETITIONS PER SIDE

**BOXING DRILLS 1-10 WITH SLIPS,
WEAVES AND COVERS**

TRAINING MODULE 6: STRETCHING AND FLEXIBILITY

DEMONSTRATE CORRECT STRETCHING
TECHNIQUE AND IMPROVED FLEXIBILITY

**SITTING SPLIT POSITION AS WIDE AS YOU CAN:
STRETCH FORWARD, SIDE TO SIDE WITH CORRECT TECHNIQUE**

TRAINING MODULE 7: STRENGTH AND CONDITIONING

DEMONSTRATE THIS AMOUNT OF PUSH UPS, SIT
UPS AND SQUATS WITH CORRECT TECHNIQUE

THIRTY

TRAINING MODULE 8: SELF DEFENCE

DEMONSTRATE THE BELOW SELF DEFENCE
TECHNIQUES

KNIFE DEFENCE

COMPLETING MODULES

PRACTISE

USE THE INSTRUCTIONAL VIDEOS TO PRACTISE THE TRAINING MODULE (AT LEAST 2-3 TIMES PER WEEK)

UPLOAD

ONCE YOU CAN DEMONSTRATE THE TRAINING MODULE, VIDEO IT AND UPLOAD IT

CERTIFICATES OF COMPLETION

IF YOU CAN DEMONSTRATE THE MODULE CORRECTLY YOU WILL RECEIVE A DIGITAL CERTIFICATE OF COMPLETION AND YOU CAN TICK COMPLETED ON YOUR SYLLABUS CARD

EARN A DIGITAL GREEN STRIPE

ONCE YOU HAVE DEMONSTRATED ALL 8 MODULES YOU WILL HAVE ACHIEVED A DIGITAL GREEN STRIPE AND QUALIFIED FOR YOUR GRADING